

Encoder Cable. EC-...CA-FN-F



- Encoder cable for absolute linear or angular encoders with Fanuc digital protocol interface (α or αi).
- Direct connection to Fanuc systems.
- Twisted pairs for differential signals.
- Dual shield.
- Available in 1, 3, 6 & 9 meter lengths.
- Available with or without armour.
- Supply voltage sense link.
- With ferrite core for improved noise immunity.

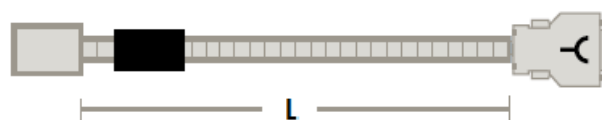
Pin Out

Pin Input	Colour	Signal	Pin Output
	Green	DATA	1
	Yellow	/DATA	2
	Blue	REQ	5
	Red	/REQ	6
	Brown	+5 V	9
	Grey	+5 V sense	18 & 20
	White	0 V	12
	Pink	0 V sense	14
	Internal Shield	Ground	16
	External Shield	Ground	Housing


Pin Layout

Cable Diagram

Pin Layout



L = 1, 3, 6, 9 meters



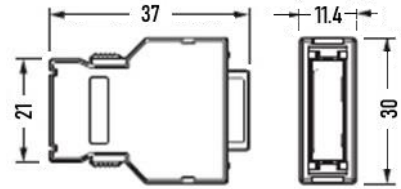
Front view

Lead-in Connector

Cable Specification

Terminating Connector

Construction	2 x 2 x 0.09 mm ² + 2 x 2 x 0.14 mm ²
Material	Polyurethane
Ø without armour	6.2 mm
Bend radius dynamic	≥ 60 mm
Bend radius static	≥ 24 mm
Ø with armour	10 mm
Bend radius dynamic	≥ 60 mm
Bend radius static	≥ 35 mm
Shield	Dual
Terminating connector	FANUC 15 way female



Order Information

EC-(x)CA-FN-F Where (x) = 1, 3, 6 or 9 meters with armour; indicate "-N" for no armour.

Example

Order Code	Description
EC-3CA-FN-F	Encoder cable of 3 meters, cable type "C" specifications as above and terminating connector FANUC 15 way female. With armour and ferrite core.
EC-1CA-FN-N-F	Encoder cable of 1 meter, cable type "C" specifications as above and terminating connector FANUC 15 way female. Without armour and with ferrite core.