

Extension Cable. XC-C8-...A-PN



- Extension cable for absolute linear or angular encoders with Panasonic or Yaskawa digital protocol interfaces.
- Extension cable XC-C8-A-PN connects:
 - encoder cable EC-...C9.
 - angular encoder H2AP... D87 ... C9D.
 - absolute exposed L2AP... C9D.
 to Panasonic A4 systems.
- or
 - encoder cable EC-...C9.
 - angular encoder H2AK ... D87 ... C9D.
 - absolute exposed L2AK ... C9D.
 to Yaskawa Sigma 5 or 7 systems.
- Twisted pairs for differential signals.
- Available in 5, 10, 15, 20, 25 & 30 meter lengths.
- Low power attenuation and supply voltage sense link.

Pin Out

Pin Input	Colour	Signal	Pin Output
14	Grey	DATA	5
17	Pink	/DATA	6
7	Brown + Black	+5 V	1
1	Green + Yellow	+5 V sense	1
10	White + Violet	0 V	2
4	Red + Blue	0 V sense	2
Housing	Shield	Ground	Housing

Pin Layout



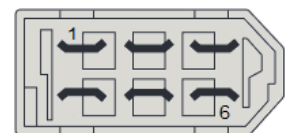
Front view

Cable Diagram



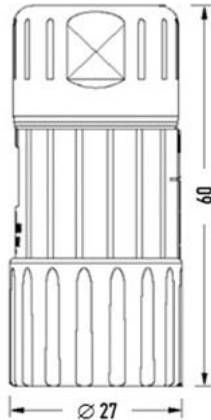
L = 5, 10, 15, 20, 25, 30 meters

Pin Layout



Front view

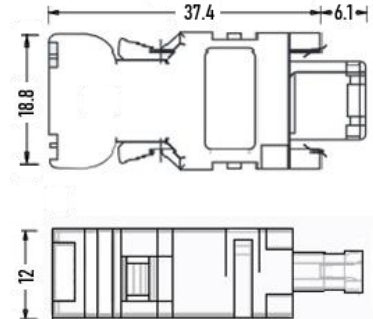
Lead-in Connector



Cable Specification

Construction	5 x 2 x 0.14 mm ²
Material	Polyurethane
Ø	6 mm
Bend radius dynamic	≥ 60 mm
Bend radius static	≥ 24 mm
Shield	Single
Lead-in connector (encoder side)	M23 17-pin female, external female, contact arrangement direction P
Terminating connector	YASKAWA/PANASONIC 6 way

Terminating Connector



Order Information

XC-C8-(x)A-PN Where (x) = 5, 10, 15, 20, 25 or 30 meters.

Example

Order Code	Description
XC-C8-10A-PN	Extension cable of 10 meters, specifications as above, lead-in connector M23 17-pin female, external female, contact arrangement direction P. Terminating connector YASKAWA/PANASONIC 6