

Extension Cable. XC-C8-...G-MB




- Extension cable for absolute linear or angular encoders with Mitsubishi full duplex digital protocol interface.
- Extension cable XC-C8-MB connects through full duplex protocol version:
 - encoder cables EC-...C9-F.
 - angular encoder H2AM...D87...C9D-F.
 to Mitsubishi MDS drive systems.
- Twisted pairs for differential signals.
- Available in 5, 10, 15, 20 & 25 meter lengths.
- Low power attenuation and supply voltage sense link.
- Dual shield for increased noise protection.

Pin Out


Pin Input	Colour	Signal	Pin Output
1	Blue	+5 V sense	1
4	Red	0 V sense	2
7	Brown	+5 V	1
8	Green	SD (MD)	7
9	Yellow	/SD (MD)	8
10	White	0 V	2
12	(link to pin 10)	0 V	-
14	Grey	RQ (MR)	3
17	Pink	/RQ (MR)	4
11	Internal Shield	Ground	Housing
Housing	Shield	Ground	Housing

Pin Layout



Front view

Cable Diagram



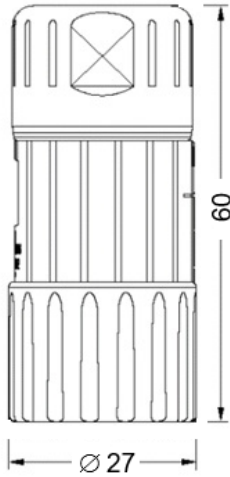
L = 5, 10, 15, 20, 25 meters

Pin Layout



Front view

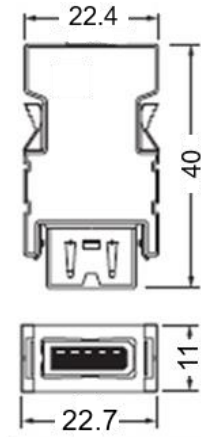
Lead-in Connector



Cable Specification

Construction	3 x 2 x 0.14 mm ² + 2 x 1.0 mm ²
Material	Polyurethane
Ø	8 mm
Bend radius dynamic	≥ 80 mm
Bend radius static	≥ 50 mm
Shield	Dual
Lead-in connector (encoder side)	M23 17-pin female, external female, contact arrangement direction P
Terminating connector	MITSUBISHI 10 way

Terminating Connector



Order Information

XC-C8-(x)G-MB Where (x) = 5, 10, 15, 20 or 25 meters.

Example

Order Code	Description
XC-C8-10G-MB	Extension cable of 10 meters, specifications as above, lead-in connector M23 17-pin female, external female, contact arrangement direction P. Terminating connector MITSUBISHI 10 way.